

## Lifting station *Aqualift F Compact Mono / Duo* for free-standing installation



Z-53.2-484 Max 2 WC connections

Tank volume: 40 liters

Pump volume: 20 liters

**Polyethylene storage chamber** for free-standing installation, with lateral inlet  $\varnothing$  110.

Installation area 700 × 700 mm.

### Pump

Single or twin removable SPZ pump(s) with macerator, pressure sensor controlled, with integrated backwater flap.

### Control unit

with SDS control unit (self-diagnosis system) for fully automatic pump control, splash water protected (IP 54), wall mounted.

Pressure connection: 1 1/2 inch outer thread or pressure pipe  $\varnothing$  40 mm for PVC glued connection or pressure pipe set (Art. no. 28 040).

Power cable length: 5 m

**Note:** A ventilation pipe must be provided for on site.

**Accessories:** page 127 – 133



Illustration shows Mono version 28 717

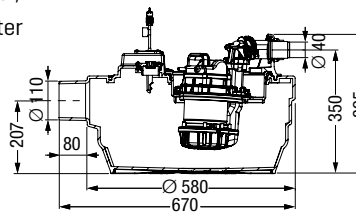
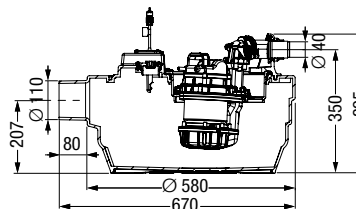


Illustration shows Duo version 28 718



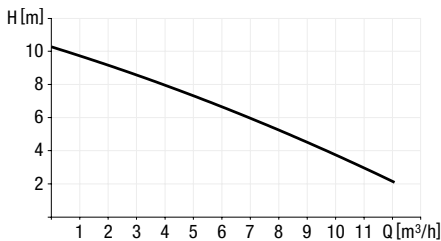
### Mono version with one pump

SPZ pump	Voltage	Art. no.
1000-S3	230 V	28 717
1000-S3 resistant	230 V	28 717C

### Duo version with two pumps

SPZ pump	Voltage	Art. no.
1000-S3	230 V	28 718
1000-S3 resistant	230 V	28 718C

### Pumping capacity



### Pump type

Pump type	Current type	Voltage	Current	Power P1/P2	RPM	Motor protection	Pumping height	Pumping capacity
SPZ 1000-S3-30%*	Alternating current	230 V	5.2 A	1.2 kW / 0.69 kW	2800 min <sup>-1</sup>	integrated	10 m	11.5 m <sup>3</sup> /h
SPZ 1000-S3-30% resistant*	Alternating current	230 V	5.2 A	1.2 kW / 0.69 kW	2800 min <sup>-1</sup>	integrated	10 m	11.5 m <sup>3</sup> /h

\*Definition of S3-pumps see page 97