

Pumping system *Aqualift S Duo*

for rainwater or non-WC wastewater, for installation in on-site collection tank



Product: KESSEL EN 12050-2

Version contains:

- two removable pumps
- *Aqualift Comfort* 230 V duo control unit
- pressure sensor level control for conductive and non conductive liquids
- pressure piping with non-return flap and closure lever
- pressure connection: Ø 40 mm pressure pipe for PVC glue connection
- PE-HD fixing mount for installation and mounting of pumping system
- with *Comfort* control unit for wall mounting in dry, frost protected rooms, splash-proof, fully automated pump level control with optical and audible alarm system, detailed operation and warning status in multiple line digital display. Optional forwarding of alarm and fault message via GSM interface

Cable length: 10 m

AQUALI1200D: Pump *GTF 1200-S3*

Pumping capacity: max. 15.5 m³/h
 Pumping height: max. 9 m
 Power consumption: 2 × 800 W
 Voltage: 230 V ~ 50 Hz
 Current: 6.4 A
 Fuses: 3 × 16 A
 Protection: IP 68 (Pump), 20 mWS / 48 h
 Operating mode: S3 (50 %)

Alternatively: AQUALI1200DS

Float switch controlled pumps

AQUALI1000D: Pump *GTF 1000-S3*

Pumping capacity: max. 13.5 m³/h
 Pumping height: max. 10 m
 Power consumption: 2 × 1000 W
 Current: 230 V ~ 50 Hz
 Fuses: 4.9 A
 Motor protection: integrated
 Protection: IP 68 (pumps), IP 54 (control unit)

Alternatively: AQUALI1000DS

Float switch controlled pumps

AQUALI600D: Pump *GTF 600*

Pumping capacity: max. 12 m³/h
 Pumping height: max. 8 m
 Power consumption: 2 × 650 W
 Current: 230 V ~ 50 Hz
 Fuses: 2.9 A
 Motor protection: integrated
 Protection: IP 68 (pumps), IP 54 (control unit)

Alternatively: AQUALI600DS

Float switch controlled pumps



Illustration shows AQUALI1000D

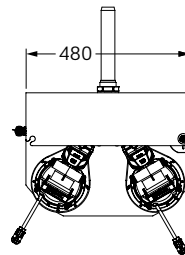
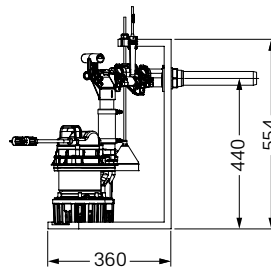
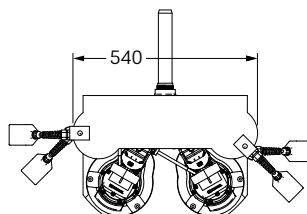
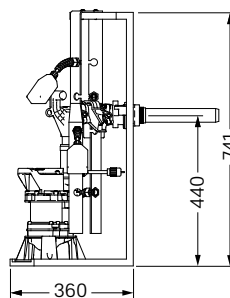


Illustration shows AQUALI600D



Duo version with two pumps

GTF pump Art. no.

With pressure sensor

1200-S3	AQUALI1200D*
1000-S3	AQUALI1000D*
600	AQUALI600D*

With float switch

1200-S3	AQUALI1200DS*
1000-S3	AQUALI1000DS*
600	AQUALI600DS*

*Custom made product (delivery time on request)

Mono Tronic version with one pump

STZ pump Art. no.

With pressure sensor

1000	AQUALI1000F_T
------	---------------

With float switch

1000	AQUALI1000F_TS
------	----------------

Duo Tronic version with two pumps

STZ pump Art. no.

With pressure sensor

1000	AQUALI1000F_D
------	---------------

With float switch

1000	AQUALI1000F_DS
------	----------------

Pumping capacity

