

Oil-/fuel separator *EasyOil* ground NS 1.5, class II for underground installation



KESSEL factory standard

Made of polyethylene

Consisting of: Sludge trap, upper sections made of polymer, continuous height and level adjustment, self-actuated closure lock, inlet and outlet Ø 110 mm.

Cover:

Class B (Ø 800 / 400)

Class D (Ø 1000 / 800)

Optional: Backwater valve according to DIN 13564

Note: Not suitable for *SonicControl*

- **Accessories Ø 400:** Sampling chamber for underground installation from page 374, pumping stations see chapter "3"
- **Accessories Ø 800 / 1000:** Sampling chamber for underground installation, alarm unit to signal maximum oil level and overflow - available as accessory (required based on EN 858) from page 374, pumping stations see chapter "3"
- **Technical note:** page 371

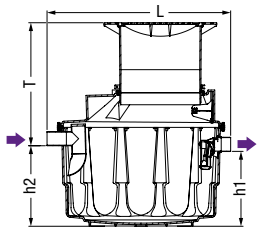


Illustration shows Art. no. 99 601.041D

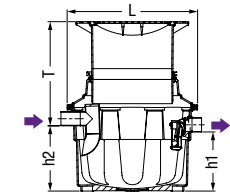


Illustration shows Art. no. 99 601.016B/D

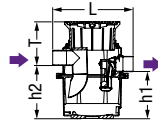


Illustration shows Art. no. 99 601.002B



Illustration shows Art. no. 99 601.041D



Illustration shows Art. no. 99 601.016B/D



Illustration shows Art. no. 99 601.002B

Ø	Ø (mm)	Sludge trap capacity (l)	L (mm)	B (mm)	h1 (mm)	h2 (mm)	Oil storage capacity (l)	Excess level	Weight (kg)	Total (l)
400	110	17 l	582	520	342	389	17,6	50	12	34,6
800	110	130 l	1091	1012	461	508	70,5	50	74	200,5
1000	110	360 l	1425	1300	583	630	110	70	110	417

Ø	Installation depth D (min/max) in mm	Art. no.
Cover class B		
400	231 - 324	99 601.002B
800	518 - 942	99 601.016B
Cover class D		
800	518 - 942	99 601.016D
1000	570 - 995	99 601.041D